

How to collect your cash from a **CashZone** ATM

- 1. Once you receive your text messages – your cash is ready to be collected.**

You can get your money at any Cashzone ATM without using a card

Using your text message and the unique **Order Number**.



- 2. Find your nearest ATM – you can use the link in your text.**

It is FREE to collect your cash at over 17,000 ATMs nationwide including the following:

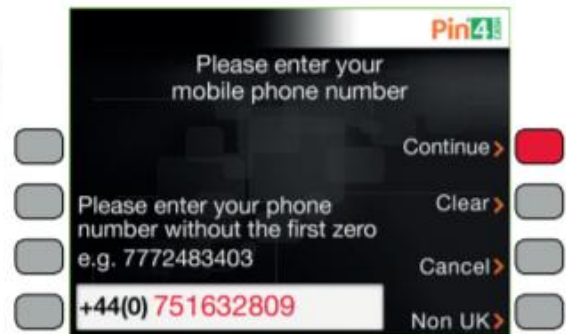


- 3. You will need the information in your text messages – plus the 4-digit secret code given to you by the sending organisation.**

4. Then at the ATM



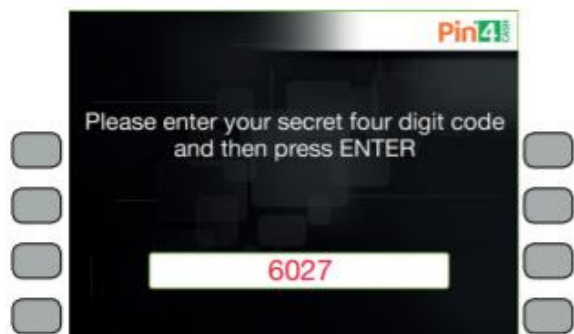
Push the
'Cardless transaction' button.



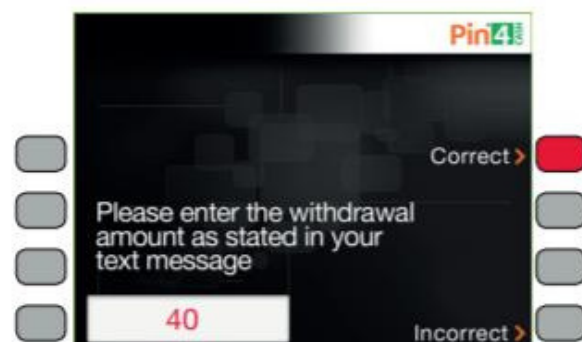
Enter your phone number
and press **'Continue'**.



Enter the four digit order number from
your text message and press **'Continue'**.



Now, using the **ATM keypad**
Enter your secret four digit code.



Enter the amount of money in your
text, then press **'Correct'**.



Your cash and receipt will be
dispensed for you.